


## Verification Statement



### StormTech Isolator® Row PLUS Registration number: (V-2020-10-01) Date of issue: (2020-October-27)

<b>Technology type</b>	Stormwater Filtration Device		
<b>Application</b>	Stormwater filtration technology to remove sediments, nutrients, heavy metals, and organic contaminants from stormwater runoff		
<b>Company</b>	StormTech, LLC.		
<b>Address</b>	520 Cromwell Avenue, Rocky Hill, CT 06067 USA	<b>Phone</b>	+1-888-892-2694
<b>Website</b>	www.stormtech.com		
<b>E-mail</b>	info@stormtech.com		

#### Verified Performance Claims

The StormTech Isolator® Row PLUS technology was tested at the Mid-Atlantic Storm Water Research Center (MASWRC), under the supervision of Boggs Environmental Consultants, Inc. The performance test results for two overlapping StormTech Isolator® Row PLUS chambers (commercial unit model SC-740) were verified by Good Harbour Laboratories Inc. (GHL), following the requirements of ISO 14034:2016 and the VerifiGlobal Performance Verification Protocol. Based on the laboratory testing conducted, the verified performance claims are as follows:

**Total Suspended Solids (TSS) Removal Efficiency** - The StormTech Isolator® Row PLUS achieved  $82\% \pm 1\%$  removal efficiency of suspended sediment concentration (SCC) at a 95% confidence level.

**Average Loading Rate** - Based on the reported flow rate data and the effective sedimentation and filtration treatment area of the test unit, the average loading rate of the test unit was  $4.15 \pm 0.03$  GPM/ft<sup>2</sup> at a 95% confidence level.

**Maximum Treatment Flow Rate (MTFR)** - Although the MTFR varies among the StormTech Isolator® Row PLUS model sizes and the number of chambers, the design surface loading rate remains the same (4.13 gpm/ ft<sup>2</sup> of treatment surface area). The test unit consisted of two overlapping StormTech SC-740 chambers with a nominal MTFR of 225 GPM (0.501 CFS) and an effective filtration treatment area (EFTA) of approximately 54.5 ft<sup>2</sup>.

**Detention Time and Volume** - The StormTech Isolator Row PLUS detention time and wet volume varies with model size. The unit tested had a wet volume of approximately 65.1 ft<sup>3</sup> and a detention time of 2.2 minutes.

**Maximum Sediment Storage Depth and Volume** - The sediment storage volume and depth vary according to the StormTech Isolator® Row PLUS model sizes and system configuration. For the two overlapping StormTech SC-740 chambers tested, the maximum sediment storage volume is 2.3 ft<sup>3</sup> at a sediment depth of 0.5 inches.

**Effective Sedimentation/Filtration Treatment Areas** - The Effective Sedimentation Area (ESA) and the Effective Filtration Treatment Area (EFTA) increase as the size of the system increases. For the two overlapping StormTech SC-740 chambers tested, the ESA and the ratio of ESA/EFTA were 54.5 ft<sup>2</sup> and 1.0, respectively.

**Sediment Mass Load Capacity** - The sediment mass load capacity varies according to the StormTech Isolator® Row PLUS model sizes and system configuration. For the two overlapping StormTech SC-740 chambers tested, the mass loading capture was 158.4 lbs ± 0.8 lbs (2.91 ± 0.01 lbs/ ft<sup>2</sup>) following a total sediment loading of 195.2 lbs.

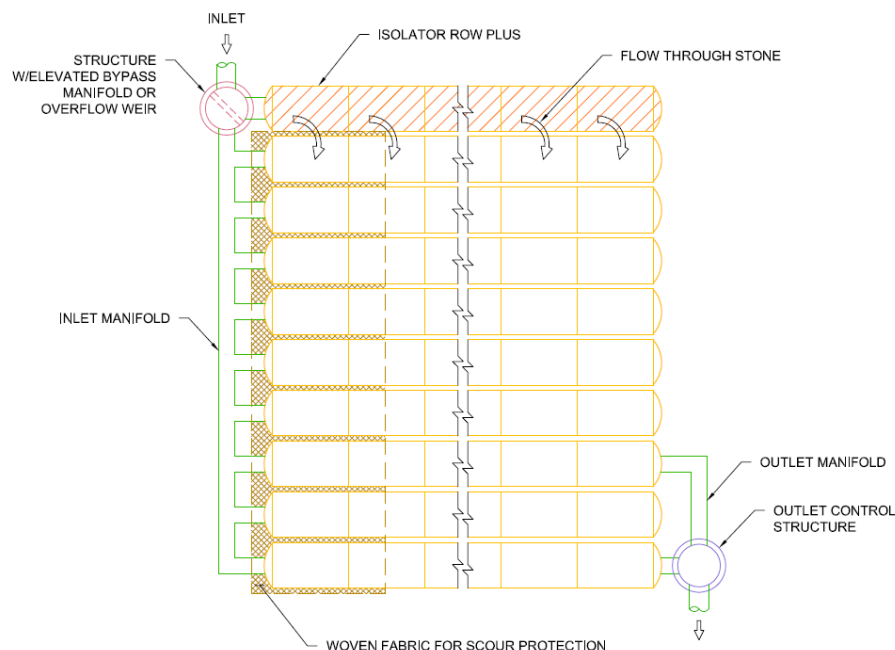
### Technology Application

The StormTech “Isolator® Row PLUS” is a stormwater treatment technology designed for use under parking lots, roadways and heavy earth loads while providing a superior and durable structural system. The technology comprises a row of chambers covered in a non-woven geotextile fabric with a single layer of proprietary woven fabric at the bottom that serves as a filter strip, providing surface area for infiltration and runoff reduction with enhanced suspended solids and pollutant removal. The following features make the Isolator® Row PLUS effective as a water quality solution:

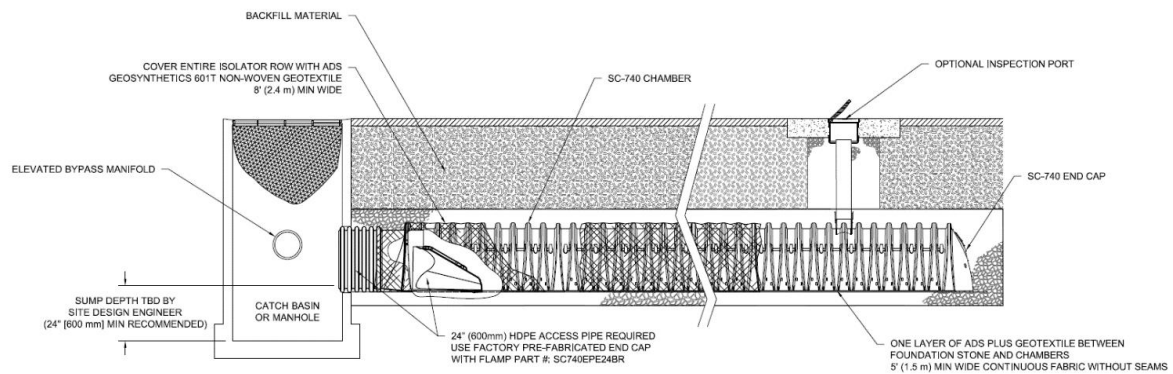
- Enhanced infiltration Surface Area
- Runoff Volume Reduction
- Peak Flow Reduction
- Sediment/Pollutant Removal
- Internal Water Storage (IWS)
- Water Temperature Cooling (Thermal Buffer).

### Technology Description

The Isolator® Row PLUS (shown in Figures 1 and 2) is the first row of StormTech chambers that is surrounded with filter fabric and connected to a closely located manhole for easy access. The Isolator® Row PLUS provides for settling and filtration of sediment as stormwater rises in the chamber and ultimately passes through the filter fabric. The open-bottom chambers allow stormwater to flow out of the chambers, while sediment is captured in the Isolator® Row PLUS.



**Figure 1: Schematic of the StormTech Isolator® Row PLUS System**



**Figure 2: Isolator® Row PLUS Detail**

A single layer of proprietary Advanced Drainage Systems (ADS) PLUS fabric is placed between the angular base stone and the Isolator Row PLUS chamber. The geotextile provides the means for stormwater filtration and provides a durable surface for maintenance operations. A 6 oz. non-woven fabric is placed over the chambers.

The Isolator® Row PLUS is designed to capture the “first flush” and offers the versatility to be sized on a volume basis or a flow-rate basis. An upstream manhole not only provides access to the Isolator® Row PLUS but includes a high low/concept such that stormwater flow rates or volumes that exceed the capacity of the Isolator® Row PLUS bypass through a manifold to the other chambers. This is achieved with either a high-flow weir or an elevated manifold. This creates a differential between the Isolator® Row PLUS and the manifold, thus allowing for settlement time in the Isolator® Row PLUS. After Stormwater flows through the Isolator® Row PLUS and into the rest of the StormTech chamber system it is either infiltrated into the soils below or passed at a controlled rate through an outlet manifold and outlet control structure.

StormTech developed and owns the Isolator® Row PLUS technology and has filed a number of patent applications relating to the Isolator® Row PLUS system.<sup>1</sup>

### **Description of Test Procedure for the StormTech Isolator® Row PLUS**

In January 2020, two overlapping StormTech SC-740 Isolator® Row PLUS commercial size chambers were installed at the Mid-Atlantic Storm Water Research Center (MASWRC, a subsidiary of BaySaver), in Mount Airy, Maryland, to evaluate the performance of the Isolator® Row PLUS system for Total Suspended Solid (TSS) removal (Figure 3) All testing and data collection procedures were supervised by Boggs Environmental Consultants, Inc. (BEC), who was hired by ADS for third party oversight, and were in accordance with the *New Jersey Department of Environmental Protection Laboratory Protocol to Assess Total Suspended Solids Removal by a Filtration Manufactured Treatment Device (January 2013)*.

Prior to the start of testing, a Quality Assurance Project Plan (QAPP), revision dated January 09, 2020, was submitted and approved by the New Jersey Corporation for Advanced Technology (NJCAT), c/o Center for Environmental Systems, Stevens Institute of Technology, Castle Point on Hudson, Hoboken, NJ 07030.

<sup>1</sup> (U.S. Provisional Application No. 62/753,050, filed October 30, 2018; U.S. Non-Provisional Application No. 16/670,628, filed October 31, 2019; International Application No. PCT/US2019/059283, filed October 31, 2019; U.S. Application No. 16/938,482, filed July 24, 2020; U.S. Application No. 16/938,657, filed July 24, 2020; PCT International Application No. PCT/US2020/043543, filed July 24, 2020; PCT International Application No. PCT/US2020/043557, filed July 24, 2020.



**Figure 3: StormTech “Isolator® Row PLUS” Test Set-up at MASWRC**

### **Verification Results**

The verification process for the StormTech Isolator® Row PLUS technology was conducted by GHL in accordance with the VerifiGlobal Verification Plan for the StormTech “Isolator® Row PLUS” Technology – 2020-09-09. The technology performance claims verified by GHL are summarized at the front of this Verification Statement and in Table 6 on Page 8 under the heading “Verification Summary”.

Particle size distribution analysis was performed by ECS Mid-Atlantic, LLC of Frederick, MD in accordance with ASTM D422-63(2007). ECS is accredited by the American Association of State Highways and Transportation Officials (AASHTO).

ASTM D422-63(2007) is a sieve and hydrometer method where the larger particles, > 75 microns, are measured using a standard sieve stack while the smaller particles are measured based on their settling time using a hydrometer.

The PSD meets the requirements of NJDEP, which is generally accepted as representative of the type of particle sizes an OGS would be designed to treat. Actual PSD is site and rainfall event specific, so it was necessary to choose a standard PSD to make testing and comparison manageable.

Table 1 shows the NJDEP PSD specification. Table 2 and Figure 4 show the incoming material PSD as determined by ECS Mid-Atlantic and confirmed by the verifier.

**Table 1: NJDEP PSD Specification**

<b>Particle Size (µm)</b>	<b>NJDEP Minimum Specification</b>
1000	98
500	93
250	88
150	73
100	58
75	48
50	43
20	33
8	18
5	8
2	3
d <sub>50</sub>	< 75 µm

**Table 2 – Particle Size Distribution (PSD) of Test Sediment**

Mesh (mm)	US Sieve Size	Sample ID		
		PSD A	PSD B	PSD C
		Percent Finer		
9.525	0.375	100.0	100.0	100.0
4.750	#4	100.0	100.0	100.0
4.000	#5	100.0	100.0	100.0
2.360	#8	100.0	100.0	100.0
2.000	#10	100.0	100.0	100.0
1.180	#16	100.0	100.0	100.0
1.000	#18	100.0	100.0	100.0
0.500	#35	100.0	100.0	100.0
0.425	#40	93.3	93.0	93.6
0.250	#60	90.3	89.8	90.2
0.150	#100	79.3	78.1	78.1
0.125	#120	73.6	71.7	71.7
0.106	#140	68.4	65.2	64.8
0.090	#170	60.2	58.3	57.5
0.075	#200	52.0	50.9	50.3
0.053	#270	48.0	48.3	47.8
0.045	Hydrometer	46.6	46.7	46.7
0.032		42.8	42.9	41.0
0.021		37.1	37.2	35.3
0.0125		25.7	25.7	25.8
0.0090		20.1	20.1	19.2
0.0064		16.3	16.4	14.5
0.0032		8.8	8.7	7.8
0.0014		3.8	3.7	3.8

The suspended sediment concentration analysis was completed by Fredericktowne Labs Inc., Meyersville, MD. Fredericktown Labs is accredited by the Maryland Department of Environment as Maryland Certified Water Quality Laboratory. The analysis procedure was ASTM D3977-97, Suspended Sediment Concentration. The sampling procedure and submission of samples to the test lab were overseen by the independent observer, Boggs Environmental Consultants, Inc.

All test data and calculations were detailed in the report “NJCAT TECHNOLOGY VERIFICATION Isolator® Row PLUS StormTech, LLC”, July 2020, which was submitted to and verified by the New Jersey Corporation for Advanced Technology (NJCAT).



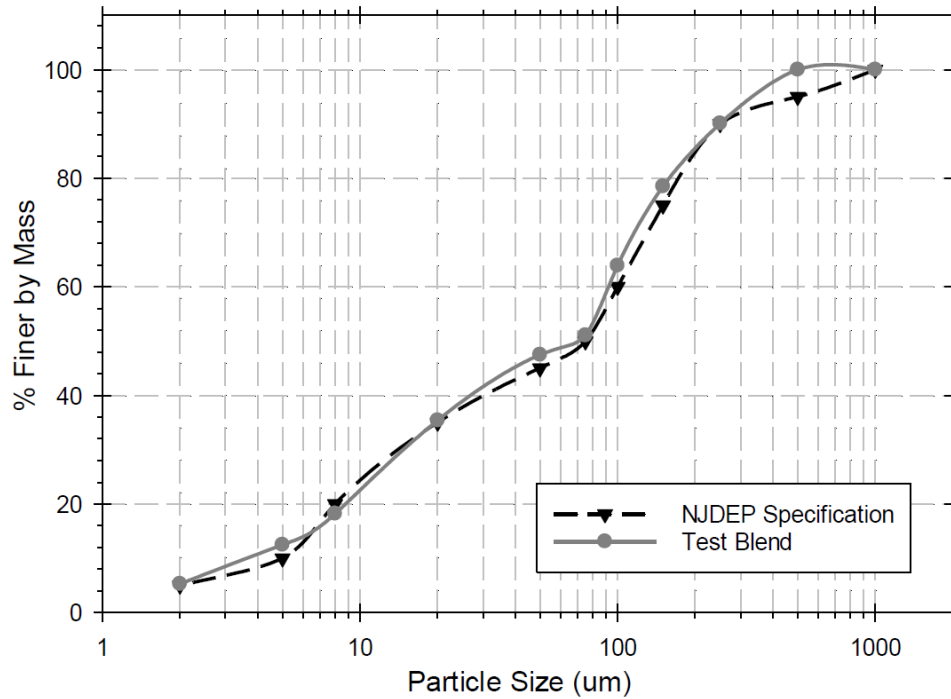


Figure 4– Particle Size Distribution (PSD)

The data in Table 3 (Flow Rate and Temperature) and Table 4 (Removal Efficiency) form the basis for the verified technology performance claim, specifically, flow rate, sediment captured and removal efficiency.

Table 3: Flow Rate and Temperature Summary

Run	Max Flow (gpm)	Min Flow (gpm)	Average Flow (gpm)	Flow COV	Flow Compliance (COV< 0.1)	Maximum Temperature (Fahrenheit)	NJDEP Temperature Compliance (< 80 F)
1	232.8	223.9	226.3	0.0078	Y	48.2	Y
2	228.9	218.6	220.8	0.0104	Y	51.5	Y
3	229.4	220.0	227.2	0.0094	Y	44.7	Y
4	230.2	218.7	223.2	0.0138	Y	40.5	Y
5	228.7	216.9	222.2	0.0103	Y	44.7	Y
6	227.6	217.0	224.2	0.0115	Y	46.7	Y
7	229.7	221.9	226.4	0.0092	Y	44.6	Y
8	230.3	222.2	226.8	0.0089	Y	43.5	Y
9	233.2	218.4	225.6	0.0136	Y	45.5	Y
10	232.2	219.7	228.4	0.0126	Y	44.7	Y
11	226.9	219.2	224.1	0.0088	Y	52.4	Y
12	232.2	222.1	226.9	0.0107	Y	48.5	Y
13	234.7	221.2	226.1	0.0109	Y	48.5	Y
14	231.9	223.4	228.7	0.0103	Y	45.6	Y
15	236.8	224.1	231.4	0.0131	Y	52.2	Y
16	232.5	221.3	229.0	0.0137	Y	47.8	Y

Table 4: Removal Efficiency Results

Run	Average Influent TSS (mg/L)	Influent Water Volume (gal)	Adjusted Average Effluent TSS (mg/L)	Effluent Water Volume (gal)	Adjusted Average Drain Down TSS (mg/L)	Drain Down Water Volume (gal)	Single Run Removal Efficiency (%)	Mass of Captured Sediment (g)	Cumulative Removal Efficiency (%)
1	203	7166	46	6881	34	285	77.8	4282	77.8
2	199	6993	32	6639	27	354	84.0	4415	80.8
3	207	7197	37	6793	27	403	82.6	4654	81.4
4	217	7068	33	6635	29	433	84.9	4923	82.3
5	215	7037	39	6593	29	444	82.2	4705	82.3
6	207	7097	40	6643	31	454	81.2	4504	82.1
7	198	7169	37	6693	30	476	81.6	4386	82.0
8	201	7184	37	6716	32	468	81.6	4473	82.0
9	205	7147	38	6675	30	472	81.8	4539	82.0
10	203	7235	38	6759	31	476	81.4	4523	81.9
11	208	7096	38	6624	30	472	81.8	4567	81.9
12	209	7185	41	6709	30	476	80.7	4584	81.8
13	198	7162	41	6680	32	482	79.7	4277	81.6
14	200	7242	43	6757	34	485	78.8	4318	81.4
15	196	7329	41	6842	32	487	79.5	4320	81.3
16	202	7254	44	6769	31	485	78.9	4384	81.2
<b>Avg.</b>	<b>204.2</b>	<b>7160</b>	<b>39</b>	<b>6713</b>	<b>31</b>	<b>447</b>	<b>81.2</b>	<b>4491</b>	<b>N/A</b>
<b>Cumulative Mass Removed (g)</b>							<b>71854</b>		
<b>Cumulative Mass Removed (lb)</b>							<b>158.4</b>		
<b>Total Mass Loaded (lb)</b>							<b>195.2</b>		
<b>Cumulative Removal Efficiency (%)</b>							<b>81.2</b>		

### Quality Assurance

Performance verification of the StormTech Isolator® Row PLUS technology was performed in accordance with the requirements of ISO 14034:2016 and the VerifiGlobal Performance Verification Protocol. This included reviewing all data sheets and calculated values, as well as overall management of the test system, quality control and data integrity.

Additional information on quality control measures taken can be found in section 5 of the QAPP for StormTech Isolator Row New Jersey Department of Environmental Protection Testing, Rev. 1/9/2020.

Specific QA/QC measures reviewed by the verifier are summarized in Table 5 below.

Table 5. Validation of QA/QC Procedures

QC Parameter	Acceptance Criteria
Independence of observer	Confirmed in letter from Boggs Environmental Consultants, Inc. to NJCAT
Consistency of procedure	Daily logs confirm proper procedure
Existence of QAPP	Confirmed. "QAPP For StormTech Isolator Row New Jersey Department of Environmental Protection Testing", Rev. 1/9/2020)
Use of appropriate sample analysis method – ASTM D3799	Confirmed by method reference on lab reports from Fredericktowne Labs Inc.
Test method appropriate for the technology	Used industry stakeholder approved protocol: <i>New Jersey Department of Environmental Protection Laboratory Protocol to Assess Total Suspended Solids</i>

	<i>Removal by a Filtration Manufactured Treatment Device (January 2013)</i>
Test parameters stayed within required limits	Confirmed in report "NJCAT TECHNOLOGY VERIFICATION Isolator® Row PLUS StormTech, LLC", July 2020
Third party verified data	All testing was observed and reviewed by Boggs Environmental Consultants, Inc.

### Variance

Performance claims regarding structural load limitations were not verified as they are outside the scope of the performance testing that was conducted in accordance with the 'Quality Assurance Project Plan (QAPP) for StormTech Isolator Row, New Jersey Department of Environmental Protection Testing', revision dated January 09, 2020.

### Verification Summary

The StormTech "Isolator® Row PLUS" is a stormwater treatment technology designed for use under parking lots, roadways and heavy earth loads while providing a superior and durable structural system. The technology comprises a row of chambers wrapped in woven geotextile fabric with two layers at the bottom that serve as a filter strip, providing surface area for infiltration and runoff reduction with enhanced suspended solids and pollutant removal.

The StormTech Isolator® Row PLUS technology was tested at the Mid-Atlantic Storm Water Research Center (MASWRC), under the supervision of Boggs Environmental Consultants, Inc. The performance test results for two overlapping StormTech Isolator® Row PLUS chambers (commercial unit model SC-740) were verified by Good Harbour Laboratories Inc. (GHL), following the requirements of ISO 14034:2016 and the VerifiGlobal Performance Verification Protocol. Table 6 summarizes the verification results in relation to the technology performance parameters that were identified in the Verification Plan to determine the efficacy of the StormTech Isolator® Row PLUS technology.

**Table 6 - Summary of Verification Results Against Performance Parameters**

Parameters	Verified Claims	Accuracy
Total Suspended Solids (TSS) Removal Efficiency	Based on the laboratory testing conducted, the StormTech Isolator® Row PLUS achieved an average 82% removal efficiency of SSC	± 1% (95% confidence level)
Average Loading Rate	Based on the laboratory testing parameters, the StormTech Isolator® Row PLUS maintained a loading rate of 4.15 GPM/sf	±0.03 GPM/sf (95% confidence level)
Maximum Treatment Flow Rate (MTFR)	Although the MTFR varies among the StormTech Isolator® Row PLUS model sizes and the number of chambers, the design surface loading rate remains the same (4.13 GPM/ft <sup>2</sup> of treatment surface area). The test unit consisted of two overlapping StormTech SC-740 chambers with a nominal MTFR of 225 GPM (0.501 CFS) and an effective filtration treatment area (EFTA) of approximately 54.5 ft <sup>2</sup> .	± 1.4 GPM (95% confidence level)
Detention Time and Volume	Detention time and wet volume varies with model size. The unit tested had a wet volume of approximately 65.1 ft <sup>3</sup> (based on	N/A



	physical measurement) and a detention time of 2.2 minutes.	
Maximum Sediment Storage Depth and Volume	The sediment storage volume and depth vary according to the StormTech Isolator® Row PLUS model sizes and system configuration. For the two overlapping StormTech SC-740 chambers tested, the maximum sediment storage volume is 2.3 ft <sup>3</sup> at a sediment depth of 0.5 inches.	N/A
Effective Sedimentation/ Filtration Treatment Area	The effective sedimentation and filtration treatment area increases as the size of the chamber increases. Under the tested conditions using 2 overlapping chambers, the treatment area was 54.5 ft <sup>2</sup>	The sedimentation /filtration area was determined from the actual physical dimensions of the test unit*
Sediment Mass Load Capacity	The sediment mass load capacity varies according to the StormTech Isolator® Row PLUS model sizes and system configuration. For the two overlapping StormTech SC-740 chambers tested, the mass loading capture was 158.4 lbs (2.91 lbs/ ft <sup>2</sup> ) following a total sediment loading of 195.2 lbs	± 0.8 lbs (±0.01 lbs/ft <sup>2</sup> ) (95% confidence level)

\*Note: These numbers are determined based on physical measurement or a dimensional drawing, which is standard practice. Highly accurate measurements are not practical.

In conclusion, the StormTech Isolator® Row PLUS is a viable technology that can be used to remove contaminants from stormwater runoff via filtration. This technology has proven effective at removing suspended sediment from stormwater through in-lab testing using an industry recognized laboratory protocol.

By extension of sediment removal, this technology should also remove particle bound nutrients, heavy metals, and a wide variety of organic contaminants. Performance is a function of pollutant properties, hydraulic retention time, filter media, pre-treatment, and flow rate, such that proper design of the system is critical to achieving the desired results.

### **What is ISO 14034?**

The purpose of environmental technology verification is to provide a credible and impartial account of the performance of environmental technologies. Environmental technology verification is based on a number of principles to ensure that verifications are performed and reported accurately, clearly, unambiguously and objectively. The International Organization for Standardization (ISO) standard for environmental technology verification (ETV) is ISO 14034, which was published in November 2016.

### Benefits of ETV

ETV contributes to protection and conservation of the environment by promoting and facilitating market uptake of innovative environmental technologies, especially those that perform better than relevant alternatives. ETV is particularly applicable to those environmental technologies whose innovative features or performance cannot be fully assessed using existing standards. Through the provision of objective evidence, ETV provides an independent and impartial confirmation of the performance of an environmental technology based on reliable test data. ETV aims to strengthen the credibility of new, innovative technologies by supporting informed decision-making among interested parties.

For more information on the StormTech "Isolator® Row PLUS" technology, contact:	For more information on VerifiGlobal, contact:
StormTech, LLC. 520 Cromwell Avenue, Rocky Hill, CT 06067 USA t: +1-888-892-2694 e: info@stormtech.com w: www.stormtech.com	VerifiGlobal c/o ETA-Danmark A/S Göteborg Plads 1, DK-2150 Nordhaven t +45 7224 5900 e: info@verifiglobal.com w: www.verifiglobal.com
<p>Signed for StormTech:</p> <p style="text-align: center;"><i>Original signed by:</i>    Greg Spires, P.E.  General Manager</p>	<p>Signed for VerifiGlobal:</p> <p style="text-align: center;"><i>Original signed by:</i>    Thomas Bruun, Managing Director</p> <p style="text-align: center;"><i>Original signed by:</i>    John Neate, Managing Director</p>

**NOTICE:** Verifications are based on an evaluation of technology performance under specific, predetermined operational conditions and parameters and the appropriate quality assurance procedures. VerifiGlobal and the Verification Expert, Good Harbour Laboratories, make no expressed or implied warranties as to the performance of the technology and do not certify that a technology will always operate as verified. The end user is solely responsible for complying with any and all applicable regulatory requirements. Mention of commercial product names does not imply endorsement.

VerifiGlobal and the Verification Expert, Good Harbour Laboratories, provide the verification services solely on the basis of the information supplied by the applicant or vendor and assume no liability thereafter. The responsibility for the information supplied remains solely with the applicant or vendor and the liability for the purchase, installation, and operation (whether consequential or otherwise) is not transferred to any other party as a result of the verification.